

Scaled data based on original data using  
LM-79-08 Approved Method: Electrical and Photometric Measurements of Solid-  
State Lighting Products

Test Report Prepared for  
Cooper Lighting Solutions  
(formerly Eaton)

Brand: McGRAW-EDISON

Report Number: P200430

Luminaire Tested: **GPC-AF-02-LED-E1-SL2-7060-800-HSS**

Issue Date: 3/3/2020

**Test Information**

Test Method: LM-79-08  
Report Number: P200430  
TEST IS SCALED FROM IESNA LM-79-08 TEST DATA (P24287)  
Test Lab: INNOVATION CENTER P2  
Issue Date: 3/3/2020  
Manufacturer: COOPER LIGHTING SOLUTIONS (FORMERLY EATON)  
Product Line: MCGRAW-EDISON  
Catalog Number: GPC-AF-02-LED-E1-SL2-7060-800-HSS  
Description: GALLEON PEDESTRIAN LUMINAIRE  
(2) 70 CRI, 5700K, 800mA LIGHTSQUARES WITH 16 LEDS EACH AND TYPE II SPILL  
LIGHT ELIMINATOR OPTICS WITH HOUSE SIDE SHIELD  
Light Source: -  
Ballast/Driver: ELECTRONIC DRIVER

**Summary**

Lumens per Lamp: N/A  
Luminaire Lumens: 8313 lumens  
Efficiency: N/A  
Efficacy: 96.7 lumens/watt  
Luminous Opening: Rectangular (W 1' x L: 0.5' x H: 0')  
IES Classification: Type II - Short - Semi-Cutoff  
BUG Rating: B1 - U0 - G2

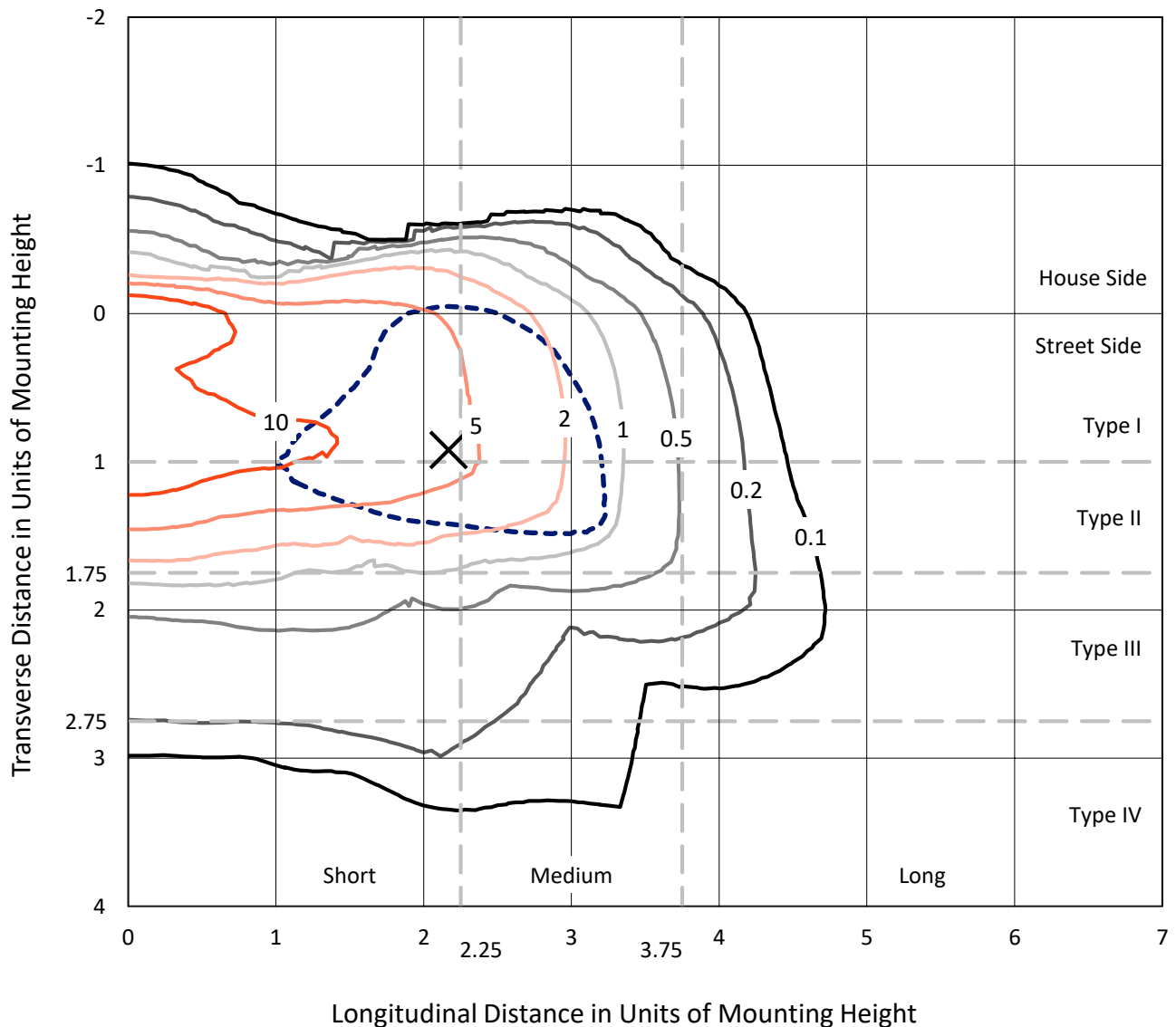
Input Watts (W): 86  
Input Voltage (V): NR  
Input Current (Ain): NR  
Voltage Rise (V): NR  
Power Factor: NR  
Total Harmonic Distortion (THDi): NR  
Frequency (hertz): 60  
Stabilization Time: NR  
Operation Time: NR  
Ambient Temperature (°C): NR  
Test Distance: 25 FT



REPORT NUMBER: P200430  
 CATALOG NUMBER: GPC-AF-02-LED-E1-SL2-7060-800-HSS

### Iso-Footcandle Lines of Horizontal Illumination

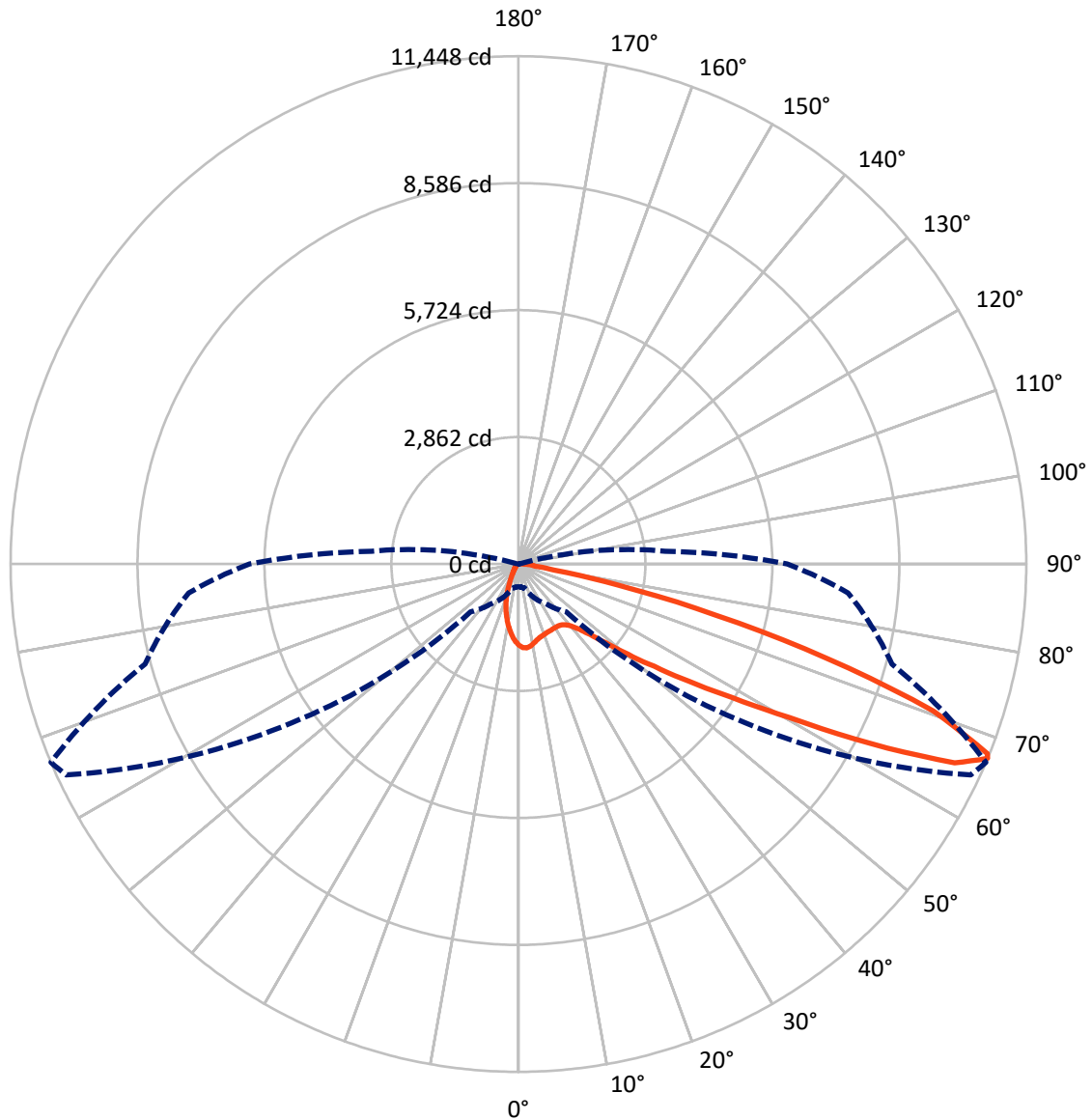
× Max cd  
 - - - 1/2 Max cd



Based on 10 foot mounting height. Maximum calculated value = 18.3 fc  
 Type II - Short - Semi-Cutoff

REPORT NUMBER: P200430  
CATALOG NUMBER: GPC-AF-02-LED-E1-SL2-7060-800-HSS

### Luminous Intensity Polar Plot



— Vertical Plane Through 67-Deg Lateral    - - - Horizontal Cone Through 67-Deg Vertical

REPORT NUMBER: P200430

CATALOG NUMBER: GPC-AF-02-LED-E1-SL2-7060-800-HSS

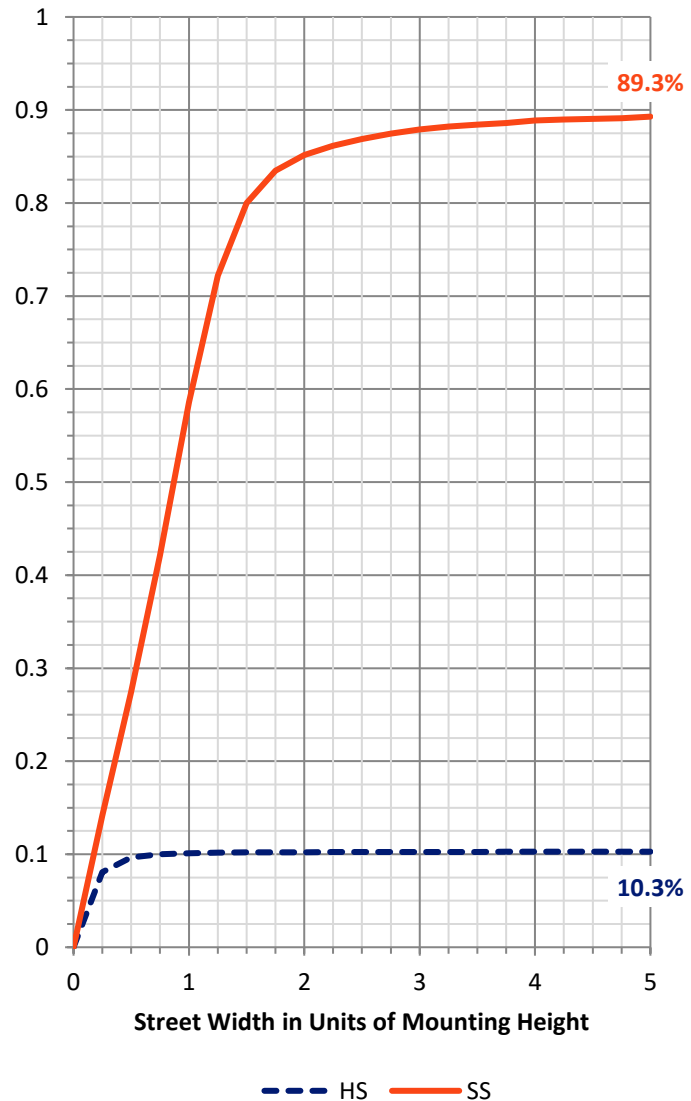
**FLUX DISTRIBUTION:**

		Downward	Upward	Total
<b>House Side</b>	Lumens	863.1	0.0	863.1
	% Fixture	10.4	0.0	10.4
<b>Street Side</b>	Lumens	7449.9	0.0	7449.9
	% Fixture	89.6	0.0	89.6
<b>Total</b>	Lumens	8313.0	0.0	8313.0
	% Fixture	100.0	0.0	100.0

**Coefficient of Utilization**

**ZONAL LUMENS:**

Zone	Lumens	% Fixture
0°-10°	149.2	1.8
10°-20°	317.5	3.8
20°-30°	461.6	5.6
30°-40°	720.1	8.7
40°-50°	1275.7	15.3
50°-60°	2018.7	24.3
60°-70°	2312.1	27.8
70°-80°	959.0	11.5
80°-90°	99.1	1.2
90°-100°	0.0	0.0
100°-110°	0.0	0.0
110°-120°	0.0	0.0
120°-130°	0.0	0.0
130°-140°	0.0	0.0
140°-150°	0.0	0.0
150°-160°	0.0	0.0
160°-170°	0.0	0.0
170°-180°	0.0	0.0
0°-90°	8313.0	100.0
0°-180°	8313.0	100.0



REPORT NUMBER: P200430

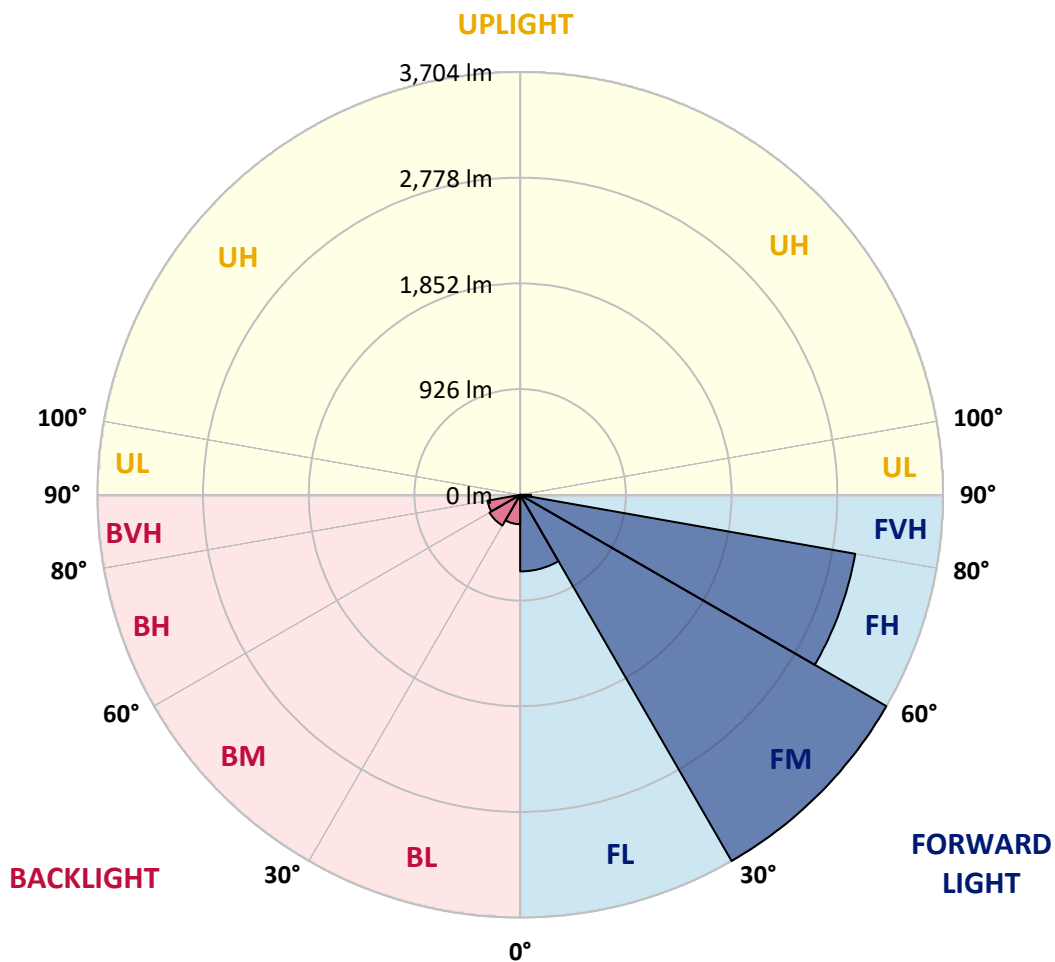
CATALOG NUMBER: GPC-AF-02-LED-E1-SL2-7060-800-HSS

**LUMINAIRE CLASSIFICATION SYSTEM LUMEN TABLE AND BUG RATING:**

Zone	Lumens	% Fixture	Zone Rating/Lumen Limit		
			B	U	G
FL (0°-30°)	670.7	8.1			
FM (30°-60°)	3704.3	44.6			
FH (60°-80°)	2980.2	35.9			G2/5000
FVH (80°-90°)	94.6	1.1			G1/100
BL (0°-30°)	257.6	3.1	B1/500		
BM (30°-60°)	310.2	3.7	B1/1000		
BH (60°-80°)	290.9	3.5	B1/500		G1/500
BVH (80°-90°)	4.5	0.1			G0/10
UL (90°-100°)	0.0	0.0		U0/0	
UH (100°-180°)	0.0	0.0		U0/0	

**BUG Rating: B1-U0-G2**

Type II Short





REPORT NUMBER: P200430

CATALOG NUMBER: GPC-AF-02-LED-E1-SL2-7060-800-HSS

**CANDELA DISTRIBUTION (FULL):**

	0°	5°	15°	25°	35°	45°	55°	65°	67°	75°	85°
0°	1833.3	1833.3	1833.3	1833.3	1833.3	1833.3	1833.3	1833.3	1833.3	1833.3	1833.3
2.5°	1895.4	1899.3	1898.8	1901.7	1908.5	1909.0	1902.2	1889.1	1886.2	1869.2	1839.6
5°	1748.0	1759.1	1765.9	1793.6	1824.6	1861.9	1890.1	1900.2	1898.8	1886.7	1842.1
7.5°	1579.7	1590.9	1598.6	1631.1	1672.3	1736.3	1809.6	1869.7	1875.0	1888.1	1840.1
10°	1467.7	1469.7	1480.3	1511.4	1554.5	1620.0	1707.3	1812.5	1828.5	1876.5	1835.3
12.5°	1375.6	1377.1	1391.1	1424.6	1470.6	1536.6	1628.2	1749.9	1774.7	1861.9	1834.3
15°	1310.1	1315.5	1328.1	1363.0	1412.0	1477.4	1571.5	1703.9	1733.4	1856.6	1843.0
17.5°	1288.3	1294.1	1298.0	1323.2	1367.8	1431.8	1528.3	1673.8	1707.3	1859.5	1860.0
20°	1311.1	1315.5	1306.7	1313.0	1340.7	1397.9	1492.0	1648.1	1687.9	1862.9	1881.8
22.5°	1396.0	1397.9	1374.1	1346.5	1341.7	1373.2	1463.4	1627.7	1670.4	1872.1	1907.5
25°	1541.4	1538.0	1499.2	1439.6	1383.4	1368.8	1446.4	1615.1	1661.7	1881.8	1934.2
27.5°	1717.0	1721.8	1668.5	1581.7	1474.5	1397.9	1444.0	1609.8	1657.8	1888.6	1957.5
30°	1930.3	1937.1	1876.0	1766.9	1613.2	1469.7	1466.3	1608.8	1655.4	1884.2	1959.4
32.5°	2148.0	2156.3	2108.2	1995.8	1798.4	1589.9	1516.7	1619.5	1660.2	1869.2	1948.2
35°	2375.9	2387.5	2355.5	2259.0	2049.6	1763.5	1605.4	1652.0	1683.0	1867.7	1937.1
37.5°	2690.6	2701.3	2641.1	2538.8	2353.6	1996.2	1748.0	1713.1	1736.8	1891.0	1940.0
40°	3160.4	3159.0	3003.8	2847.2	2687.7	2292.0	1948.2	1823.6	1835.7	1961.3	1975.9
42.5°	3672.5	3670.0	3440.7	3202.6	3058.6	2656.2	2211.5	2014.7	2006.4	2090.8	2069.0
45°	4067.2	4066.7	3879.5	3611.4	3505.2	3074.1	2551.9	2280.4	2267.8	2301.2	2240.6
47.5°	4235.4	4238.3	4144.3	3955.6	4000.2	3639.5	2981.0	2665.4	2646.5	2632.9	2540.8
50°	4104.5	4110.3	4118.1	4081.2	4363.4	4399.3	3556.6	3208.0	3198.7	3138.1	2994.1
52.5°	3676.8	3706.4	3797.6	3914.4	4489.5	5128.6	4458.9	3881.9	3832.5	3768.0	3609.4
55°	2956.3	2988.8	3161.9	3445.5	4301.8	5607.6	5723.5	4750.8	4668.4	4475.9	4247.0
57.5°	1956.5	2006.9	2258.1	2618.8	3756.8	5684.7	6985.2	5956.7	5669.7	5142.6	4884.7
60°	1077.9	1126.4	1398.9	1725.7	2713.4	5303.6	7833.7	7526.8	7019.6	5887.9	5659.0
62.5°	663.8	690.0	891.2	1195.2	1627.3	4186.0	8009.2	9499.7	8912.5	6847.4	6594.3
65°	528.5	539.7	638.1	977.0	1166.6	2489.8	7442.4	11003.8	10807.9	8009.2	7431.7
67°	513.0	517.4	563.9	838.8	1099.7	1526.4	6235.0	11248.7	11447.5	8712.3	7457.9
67.5°	516.4	521.2	565.4	800.5	1097.8	1402.8	5819.0	11152.2	11403.4	8768.0	7342.0
70°	498.0	513.0	647.3	800.0	1043.9	1165.6	3484.8	9662.6	9924.0	8146.9	6229.7
72.5°	176.5	177.5	279.8	647.3	1135.1	1178.3	1749.9	7083.6	7277.0	6232.1	4491.4
75°	104.7	89.2	93.1	184.3	1084.7	1144.3	1009.5	4526.3	4598.6	3571.1	2274.6
77.5°	72.2	63.0	65.0	81.5	413.1	1128.3	802.0	2360.4	2283.3	1252.4	484.4
80°	41.2	36.4	38.8	71.3	150.3	1052.7	756.4	957.1	816.0	212.4	133.8
82.5°	21.8	18.4	22.3	58.7	104.7	656.0	757.9	462.6	366.6	71.8	91.2
85°	7.8	6.3	10.7	40.2	69.8	201.2	702.6	388.9	305.5	34.9	69.3
87.5°	1.5	1.5	4.4	16.5	28.1	61.6	415.5	230.8	154.7	20.8	47.5
90°	0.0	0.0	0.0	0.0	0.0	0.0	0.0	0.0	0.0	0.0	0.0



REPORT NUMBER: P200430

CATALOG NUMBER: GPC-AF-02-LED-E1-SL2-7060-800-HSS

**CANDELA DISTRIBUTION (continued):**

	90°	95°	105°	115°	125°	135°	145°	155°	165°	175°	180°
0°	1833.3	1833.3	1833.3	1833.3	1833.3	1833.3	1833.3	1833.3	1833.3	1833.3	1833.3
2.5°	1827.5	1806.7	1778.5	1744.1	1703.4	1667.5	1640.8	1613.2	1607.4	1597.7	1596.2
5°	1815.4	1779.5	1709.7	1629.7	1544.3	1467.2	1404.7	1348.9	1324.2	1302.9	1300.4
7.5°	1797.4	1743.6	1624.8	1495.8	1362.5	1241.3	1138.5	1065.8	998.8	966.8	962.0
10°	1776.6	1699.5	1529.3	1350.4	1166.1	995.0	842.2	714.2	636.6	590.6	584.8
12.5°	1757.2	1656.3	1431.8	1199.6	954.7	725.9	529.5	407.3	325.8	292.9	289.0
15°	1748.0	1621.4	1340.7	1045.4	733.6	462.1	289.5	224.0	197.3	189.6	189.1
17.5°	1747.0	1591.9	1251.5	885.9	514.0	268.6	188.6	172.1	166.8	164.9	164.9
20°	1746.5	1563.7	1162.3	720.5	326.3	178.9	157.1	153.2	149.3	146.9	146.9
22.5°	1751.9	1538.5	1069.2	551.8	205.6	145.0	138.2	134.3	129.5	126.1	125.6
25°	1757.2	1519.1	974.1	392.8	148.9	126.1	119.3	113.9	107.2	102.8	102.3
27.5°	1758.2	1494.9	872.3	262.8	124.6	110.1	101.3	93.1	85.3	81.0	80.5
30°	1743.6	1454.1	759.3	177.5	110.1	95.5	83.9	75.2	67.9	64.5	64.5
32.5°	1715.0	1403.7	635.2	133.8	97.9	81.9	69.3	61.1	56.2	54.8	54.3
35°	1689.3	1349.4	507.7	113.5	87.8	69.3	56.7	51.4	48.5	48.0	47.5
37.5°	1674.3	1305.8	387.9	102.8	78.1	58.2	48.0	44.1	42.7	41.7	42.2
40°	1685.9	1269.4	286.6	94.1	68.4	48.5	40.7	38.8	37.3	36.9	36.9
42.5°	1736.8	1263.1	212.9	86.3	59.2	40.2	35.4	33.9	33.0	32.5	33.0
45°	1870.7	1301.9	165.3	79.0	49.9	33.9	30.1	29.6	29.1	29.1	29.1
47.5°	2071.9	1381.9	137.7	70.8	41.7	29.1	26.2	25.7	25.2	25.7	25.7
50°	2412.8	1528.3	123.2	62.5	34.4	24.7	22.3	22.3	22.3	22.3	22.8
52.5°	2931.1	1816.4	113.5	54.3	28.1	20.8	18.9	18.9	19.4	19.4	19.9
55°	3508.6	2198.4	104.7	46.1	23.8	17.5	15.5	16.0	16.5	17.0	17.0
57.5°	4135.0	2621.7	97.5	37.8	20.4	14.1	13.1	13.6	14.1	15.0	15.0
60°	4891.0	3079.9	86.8	29.6	17.0	11.2	10.2	11.2	12.6	13.6	14.1
62.5°	5721.1	3523.1	73.2	23.3	14.1	8.7	8.2	10.2	12.1	13.1	13.6
65°	6288.4	3662.3	56.2	18.9	10.7	6.3	6.8	9.2	11.6	13.1	13.1
67°	6058.5	3320.4	46.1	16.0	8.7	4.8	6.3	9.2	11.6	12.6	13.1
67.5°	5899.0	3186.6	44.1	15.5	8.2	4.8	6.3	9.2	11.6	13.1	13.1
70°	4799.8	2393.8	36.9	11.6	6.8	4.4	5.3	8.7	11.2	12.6	12.6
72.5°	3335.0	1476.0	33.0	8.2	5.8	3.9	4.8	8.2	10.7	12.1	12.6
75°	1585.6	534.3	28.1	6.3	5.3	3.4	4.4	8.2	10.7	12.1	12.1
77.5°	323.4	124.1	22.8	5.3	4.4	3.4	3.9	7.8	10.2	11.6	11.6
80°	106.2	48.0	17.0	4.8	4.4	3.4	3.9	7.3	10.2	11.2	11.6
82.5°	76.6	24.2	11.2	4.8	4.4	3.4	3.4	7.3	9.7	11.2	11.2
85°	58.7	17.0	7.3	4.8	4.4	3.4	3.4	6.8	9.2	10.7	10.7
87.5°	38.8	6.8	5.8	4.8	4.4	3.4	3.4	6.8	8.7	10.2	10.7
90°	0.0	0.0	0.0	0.0	0.0	0.0	0.0	0.0	0.0	0.0	0.0

(END OF REPORT)